

Forecast of the future
Streaming revenues

Remo Demo

Forecast for „Remo Demo“

The following report provides a detailed prediction of the future streaming revenues. The calculations are based on the historical data of the artist, which is analyzed and evaluated by our artificial intelligence 'Muse'. These forecasts have an average accuracy of more than 90% and are proven by scientific studies.

Further information: www.igroovemusic.com/muse

Already released tracks and albums:

The backlog (existing catalog) contains all already released tracks and albums of the artist. The number of singles, EPs and albums taken into account is shown next to the table. A detailed analysis of the individual releases can be found starting from page 3 of this report.

		Time period	Estimated Streams	Estimated Revenues	
Singles	EPs	next 6 months	9'251'369.90	EUR	29 737.27
3	0	next 12 months	16'344'839.22	EUR	52 994.32
Albums		next 24 months	28'406'387.62	EUR	92 882.27
2					

Future releases:


Revenues of future songs can vary a lot depending on their individual success. Therefore, for the forecast a bundle of 3 / 5 singles and an album with 12 songs including 5 singles is used. The black blocks list the contents of the bundles used.

		Time period	Estimated Streams	Estimated Revenues	
Singles		next 6 months	12'755'672.47	EUR	43'369.29
3		next 12 months	15'924'059.74	EUR	54'141.80
		next 24 months	19'985'452.24	EUR	67'950.54

		Time period	Estimated Streams	Estimated Revenues	
Album	Singles	next 6 months	26'876'315.21	EUR	91'379.47
1	5	next 12 months	33'552'137.56	EUR	114'077.27
Songs		next 24 months	42'109'527.71	EUR	143'172.39
12					

Forecast for „Daddy“

This forecast was created on 15. October 2020 and takes into account the historical data up to that point. The accuracy of the prediction depends on the volatility of the streams and the amount of available data.



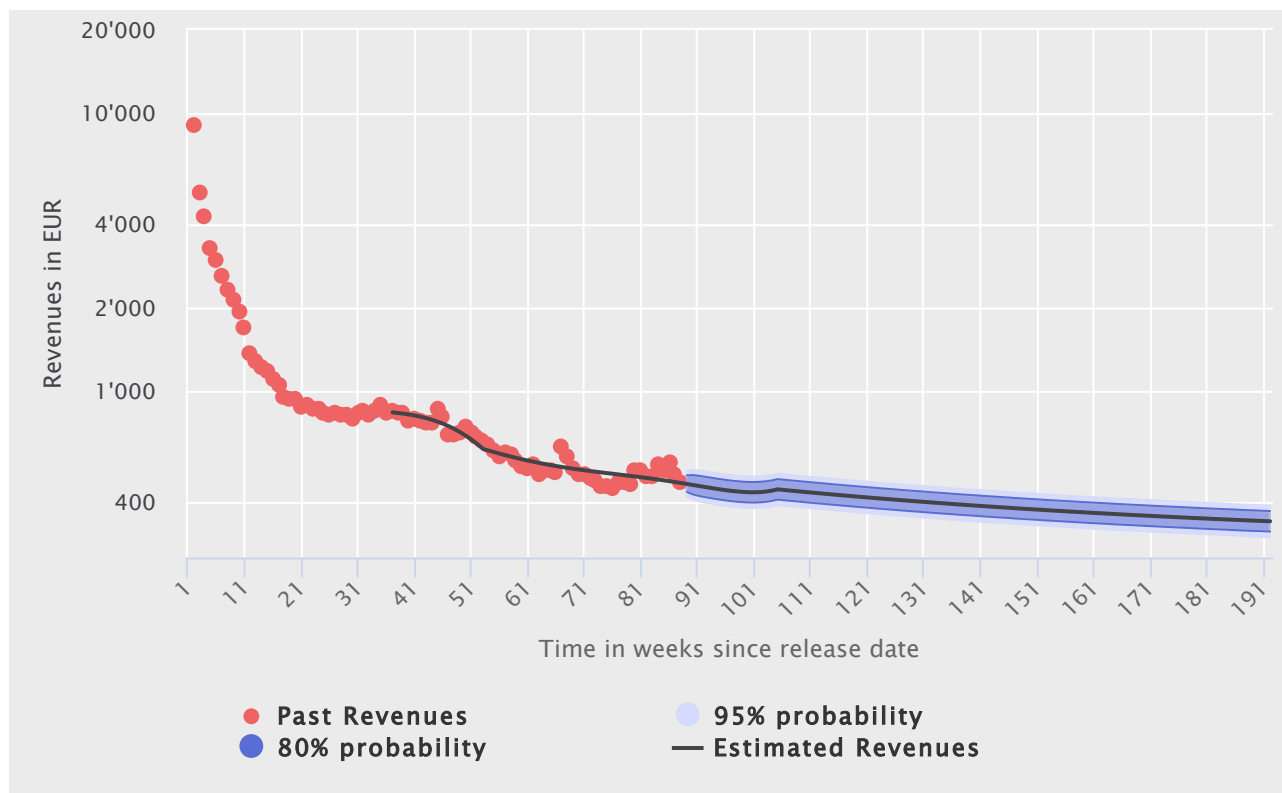
Remo Demo – Daddy (Album)

Release date: 28.10.2016
Streams until today: 80'874'250
Streams next 2 years: 11'919'393
Accuracy: 91.96 %

Time period	Estimated Streams	Estimated Revenues
next 6 months	3'343'170	EUR 11'366.78.–
next 12 months	6'416'746	EUR 21'816.94.–
next 24 months	11'919'393	EUR 40'525.94.–

Forecast chart:

The chart shows the development of the revenues over time starting from the release date. The red dots represent the historical revenues per week. Predicted future revenues are shown as a black line. The blue funnels show their 80% and 95% probability ranges, respectively.



Forecast for „Innere Leere“

This forecast was created on 15. October 2020 and takes into account the historical data up to that point. The accuracy of the prediction depends on the volatility of the streams and the amount of available data.



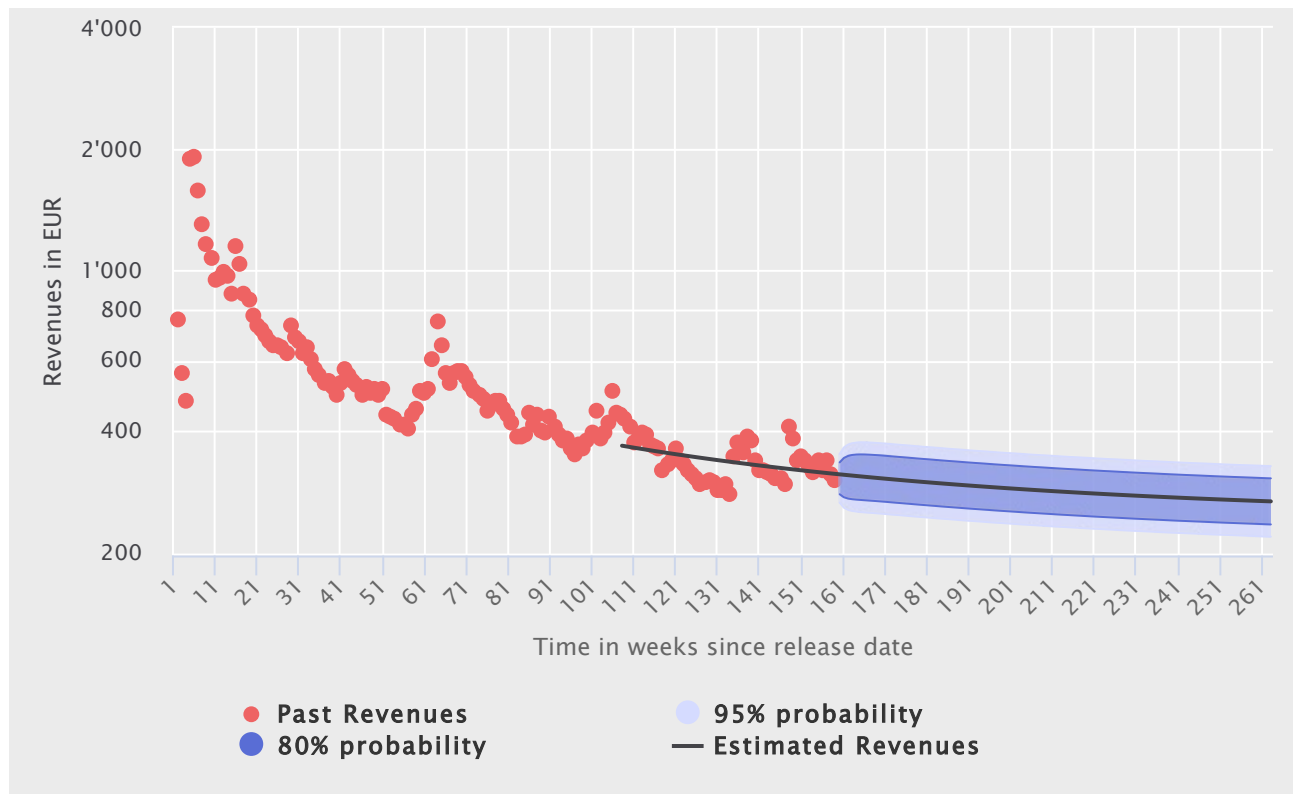
Remo Demo – Innere Leere (Album)

Release date: 11.11.2011
 Streams until today: 72'779'994
 Streams next 2 years: 8'703'748
 Accuracy: 87.97 %

Time period	Estimated Streams	Estimated Revenues
next 6 months	2'307'081	EUR 7'844.08.-
next 12 months	4'510'724	EUR 15'336.46.-
next 24 months	8'703'748	EUR 29'592.74.-

Forecast chart:

The chart shows the development of the revenues over time starting from the release date. The red dots represent the historical revenues per week. Predicted future revenues are shown as a black line. The blue funnels show their 80% and 95% probability ranges, respectively.



Forecast for „Mit dem Marker um...“

This forecast was created on 15. October 2020 and takes into account the historical data up to that point. The accuracy of the prediction depends on the volatility of the streams and the amount of available data.



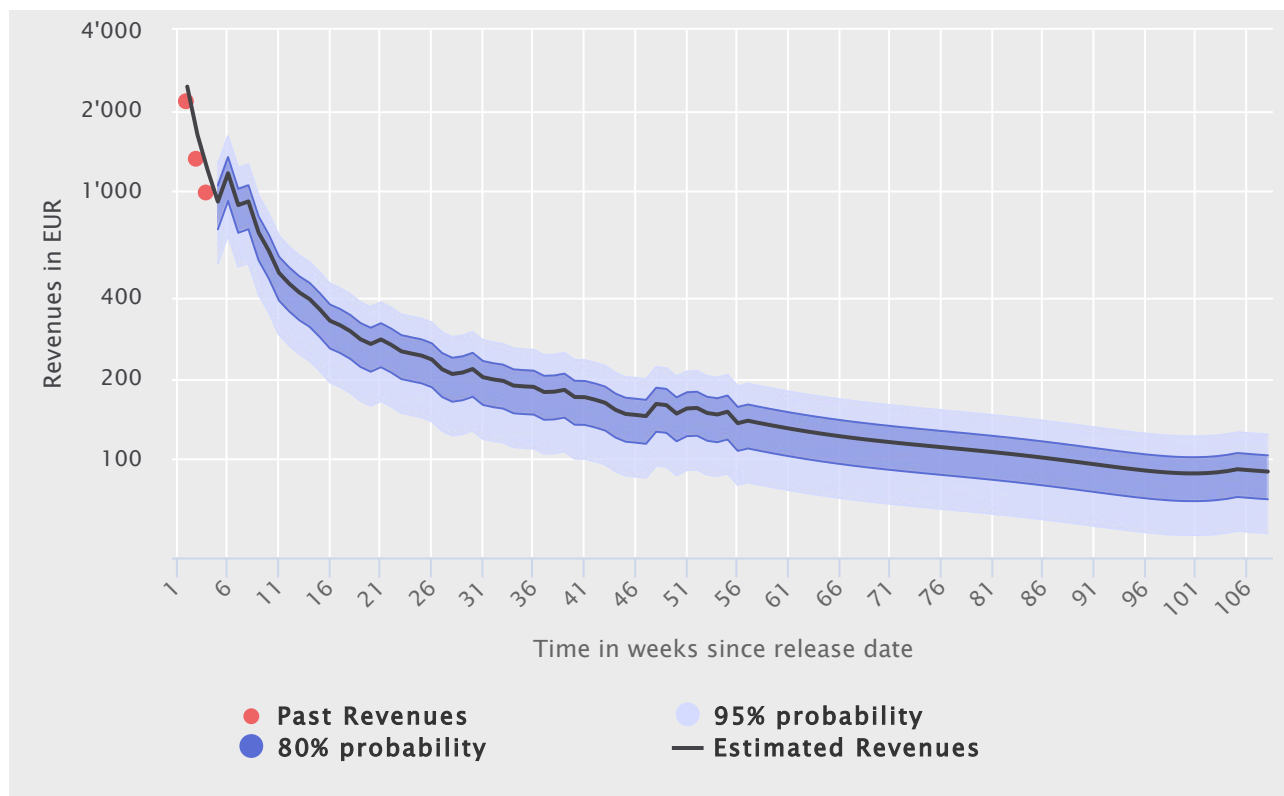
Remo Demo – Mit dem Marker um... (Single)

Release date: 17.10.2008
 Streams until today: 4'684'210
 Streams next 2 years: 6'019'279
 Accuracy: 78.79 %

Time period	Estimated Streams	Estimated Revenues	
next 6 months	2'780'091	EUR	8'062.26.-
next 12 months	4'180'985	EUR	12'124.86.-
next 24 months	6'019'279	EUR	17'455.91.-

Forecast chart:

The chart shows the development of the revenues over time starting from the release date. The red dots represent the historical revenues per week. Predicted future revenues are shown as a black line. The blue funnels show their 80% and 95% probability ranges, respectively.



Forecast for „The White Tape Vol.1”

This forecast was created on 15. October 2020 and takes into account the historical data up to that point. The accuracy of the prediction depends on the volatility of the streams and the amount of available data.



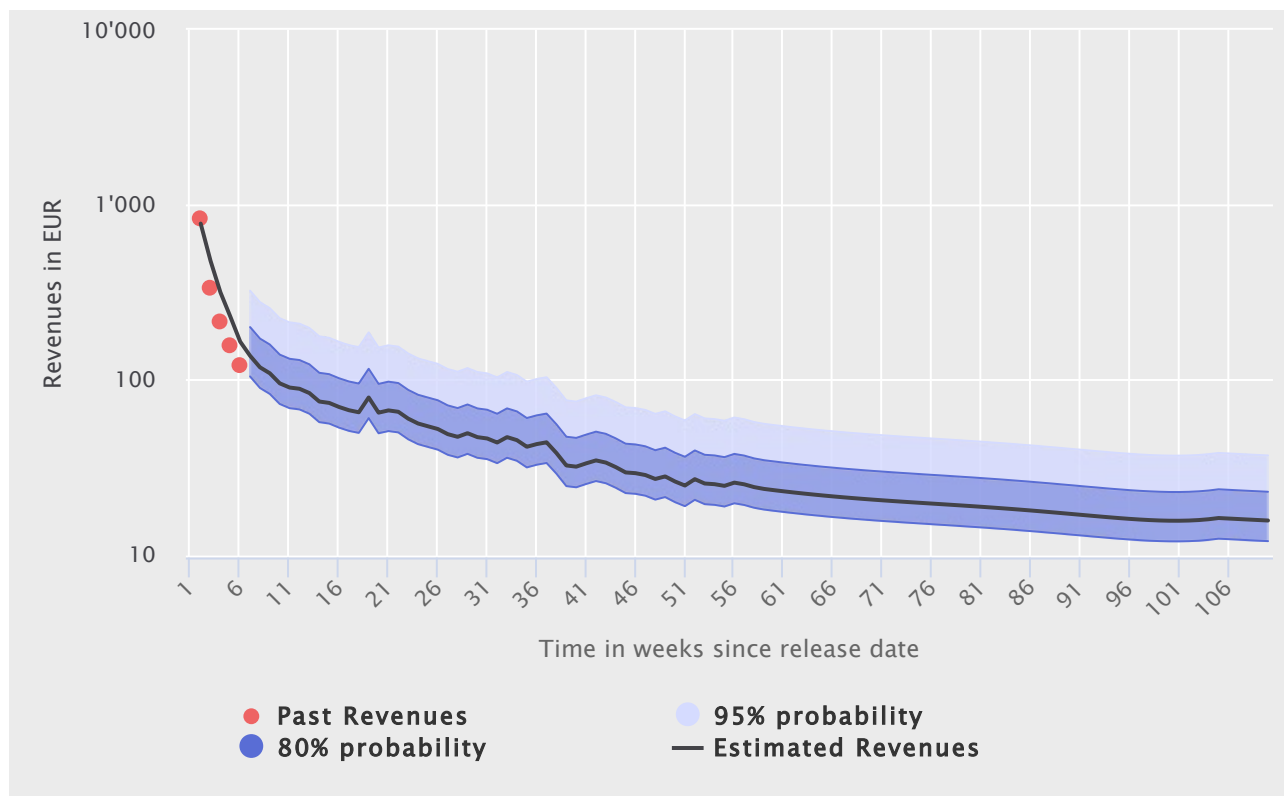
Remo Demo – The White Tape Vol.1 (Single)

Release date: 10.10.2008
 Streams until today: 1'752'100
 Streams next 2 years: 1'123'388
 Accuracy: 76.25 %

Time period	Estimated Streams	Estimated Revenues	
next 6 months	543'777	EUR	1'576.95.-
next 12 months	801'223	EUR	2'323.55.-
next 24 months	1'123'388	EUR	3'257.83.-

Forecast chart:

The chart shows the development of the revenues over time starting from the release date. The red dots represent the historical revenues per week. Predicted future revenues are shown as a black line. The blue funnels show their 80% and 95% probability ranges, respectively.



Forecast for „Neogrün“

This forecast was created on 15. October 2020 and takes into account the historical data up to that point. The accuracy of the prediction depends on the volatility of the streams and the amount of available data.



Remo Demo – Neogrün (Single)

Release date: 02.11.2007
 Streams until today: 3'510'581
 Streams next 2 years: 640'580
 Accuracy: 76.92 %

Time period	Estimated Streams	Estimated Revenues	
next 6 months	277'251	EUR	887.20.-
next 12 months	435'161	EUR	1'392.51.-
next 24 months	640'580	EUR	2'049.85.-

Forecast chart:

The chart shows the development of the revenues over time starting from the release date. The red dots represent the historical revenues per week. Predicted future revenues are shown as a black line. The blue funnels show their 80% and 95% probability ranges, respectively.

